

TECHNICAL SPECIFICATION / INSTRUCTION MANUAL

Set of 6 runway markers RM-6

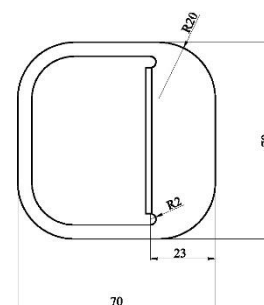
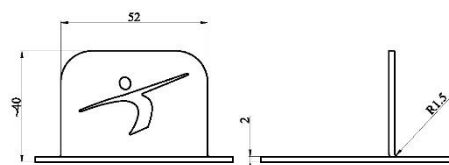
I. Use

The product is designed to mark the competitor's individual point from which the athlete begins his run-up or take-off in the runway of the athletics field events. The push pin marker can be placed only alongside the runway except for the high jump facility where markers can be placed in its runway.



II. Technical specification

Code	RM-6
Description	set of 6 markers
Material	steel, powder painted
Colour	assorted
Net weight [kg]	0,04



III. Maintenance

After each use the product should be cleaned from sand and stored in a dry roofed place.

IV. Packing and transport

The product is packed in foil.

PRODUCT SUPPORT
Pawel Ciechanowski
p.ciechanowski@polanik.com

Even the best technical solutions cannot substitute for common sense. The usage of the product must take place under the supervision of sports facility technical staff. The producer shall not be liable for any incidents caused by the improper assembly or its misuse. The producer reserves the right to introduce without warning changes in product constructions and colours. File: 2016-06-03

Declaration

- 1) No. 2016-06-03
- 2) Issuer's name: POLANIK
Issuer's address: Życzliwa 11, 97-300 Piotrków Tryb.
- 3) Objects of declaration:

No.	Name	Code
1	Set of runway markers	RM-6

- 4) Technical specification described above is in accordance with factory's internal engineering standard.

Additional Information

- 5) The declaration was made for:

Buyer/Distributor/User

Signed for and in behalf for:

POLANIK


2016-06-03 Piotrków Tryb.

(Date and place of issue)

- 6) Paweł Ciechanowski

Product Manager

(Name, function)



.....
(Signature or equivalent authorized by the issuer)