

POLANIK
Poland, Życzliwa 11
97-300 Piotrków Trybunalski

tel. +48 44 646 44 81
tel. +48 44 648 50 89
fax +48 44 646 43 58

e-mail: info@polanik.com
www.polanik.com



INSTRUCTION MANUAL

High jump school landing area

W-4255



File: 2014-07-18

PRODUCT SUPPORT
Pawel Ciechanowski
p.ciechanowski@polanik.com

Thank you for choosing POLANIK landing area.

Contents

Chapter	Page
I. General description	3
II. Technical specification	3
III. Preparing for first use	3
IV. Operating	4
V. Maintenance	4
VI. Storing	4
VII. Declaration	4

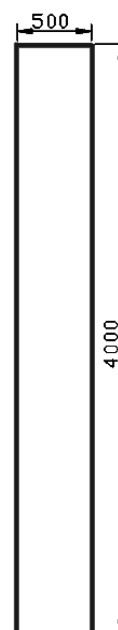
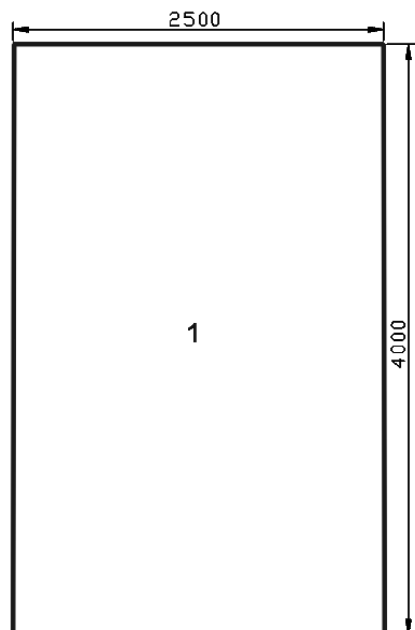
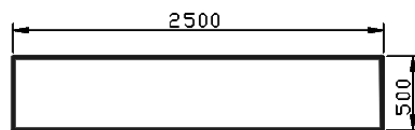


I. General description

POLANIK school landing area W-4255 is top quality sports equipment which is designed to secure jumpers and absorb impact energy of a jumper's landing after take off and flight in high jump practise in schools

II. Technical specification

Code	W-4255
Dimensions length / width / height [m]	4 / 2,5 / 0,5
Weight [kg]	105
Number of segments [pcs]	1
Spike resistant surface	top side equipped with spike resistant mesh fabric
Segment covering	PVC, made of polyester with two vinyl layers
Internal structure	advanced 3-layer construction, made of high quality PUR foam
Way of segment linking	not applicable
Way of waterproof cover linking	metal D-rings
Carrying handles	very strong jacquard webbing, firmly attached by means of envelope stitching



III. Preparing for first use

The landing area is vacuum packed only for transport. Please unpack it immediately after delivery and leave it in a roofed place for few hours, so that it can return to its original shape. **Storing the vacuum packed landing area element may cause permanent damages in its internal structure.** When the landing area element returns to its original dimensions, you can place it in high jump field. The field surface should be even, smooth and without any obstacles. If you use the landing area outdoors, you should also provide: a special waterproof cover P-4255 to protect the landing area against unfavourable weather conditions and a modular platform SW-4x2,5 to insulate the landing area from the ground.

IV. Operating

Stepping on the landing area and practising require special footwear designed for those purposes. Treading on the landing area in footwear with spikes is only allowed when the landing area is equipped with special spike resistant surface. Stepping on the landing areas in hard footwear or in shoes with heels is strongly prohibited. You must not put any tables, chairs, benches or any other objects whose unit pressure exceeds $1\text{kg}/1\text{cm}^2$ on the landing area. If the landing area is moved from one place to another very often, it is recommended that a landing area cart should be used.

V. Maintenance

Due to the hygiene requirements it is recommended that the landing area should be cleaned regularly with commonly available detergents. Before you start wiping the landing area, please try to clean a small spot on its bottom side in order to check the reaction with the PVC fabric.

VI. Storing

The landing area can be stored only in a horizontal position. It cannot be bent or pressed by any objects during storing. That may deform the landing area permanently. A storing facility should be clean and dry. It ought to provide min. temperature 5°C .

Even the best technical solutions cannot substitute for common sense. The usage of the product must take place under the supervision of qualified coaches. The producer shall not be liable for any incidents caused by the improper assembly or its misuse. The producer reserves the right to introduce without warning changes in product constructions and colours.

VII. Declaration

- 1) No. 2010-04-12
- 2) Issuer's name: POLANIK Sp. z o. o.
Issuer's address: Życzliwa 11, 97-300 Piotrkow Tryb.
- 3) Object of declaration:

Position	Description	Code
1	High jump school landing area 4 x 2,5 x 0,5 m	W-4255

- 4) The object of declaration described above is in conformity with the requirements of the following documents:

Document No.	Title	Edition/Date of issue	Position
PN-EN 12503-2	Sports mats – Part 2: Pole vault and high jump mats, safety requirements	April 2004	All above

Additional Information

- 5) Declaration for:

BUYER and USER

Signed for and in behalf of:

POLANIK

2014-07-18 Piotrkow Tryb.
(Date and place of issue)

Pawel Ciechanowski
Product Manager

- 6)
- (Name, function)



.....
(Signature or equivalent authorized by the issuer)